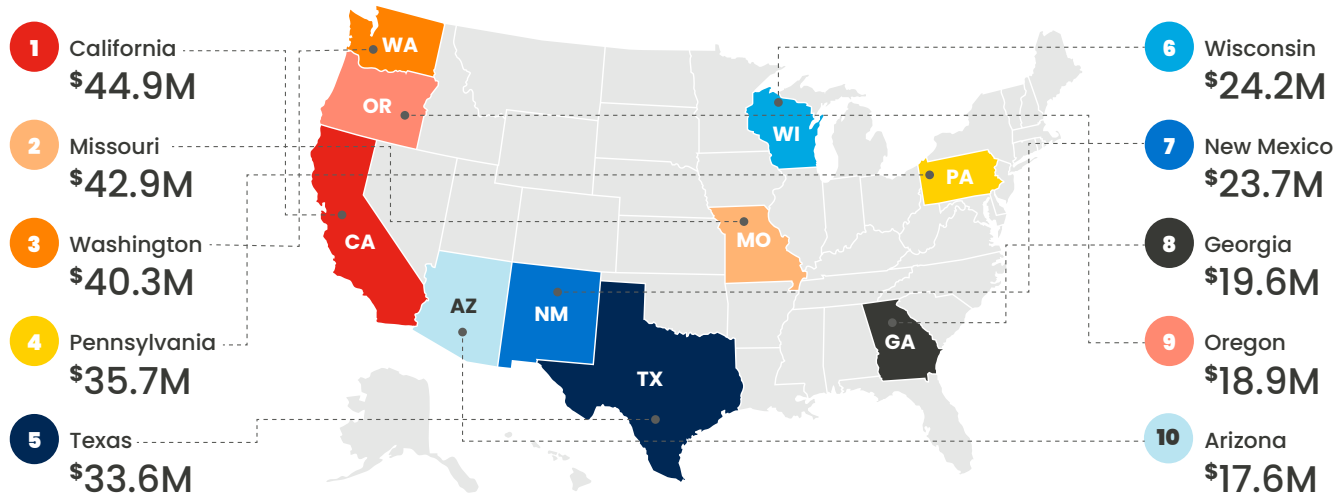




# 2024 MARKET TRENDS REPORT


## TOP STATES BY SPEND (2023)



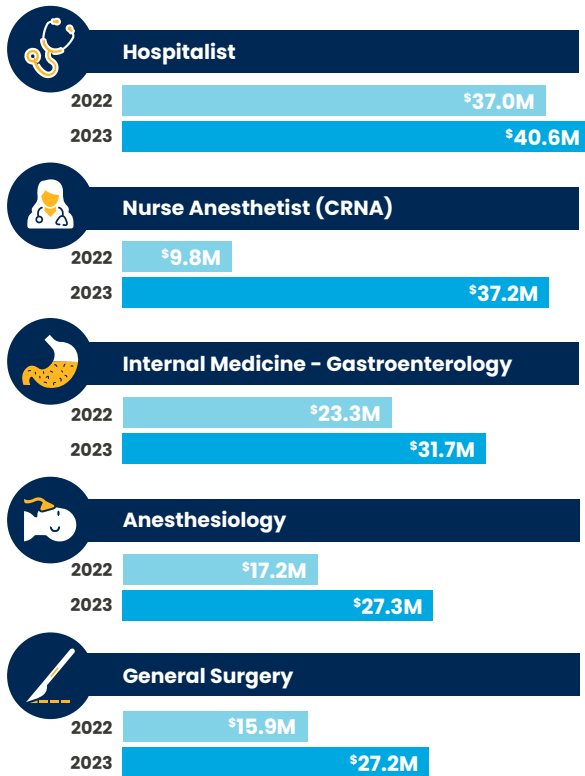
## TOTAL APPROVED INVOICE TIME



## FILL RATE



## TOP SPECIALTIES BY SPEND



## TOTAL NO. OF FACILITIES STAFFED



## TOTAL NO. OF BIDS SUBMITTED



## TOP INCREASES IN MEDIAN HOURLY RATE

- Internal Medicine ..... +24%
- Family Nurse Practitioner ..... +20%
- Oncology ..... +19%
- Neonatal-Perinatal Medicine ..... +19%
- Hematology and Oncology ..... +18%

## TOP DECREASES IN MEDIAN HOURLY RATE

- Surgery - Trauma ..... -13%
- Nocturnist ..... -6%
- Nurse Practitioner (NP) ..... -6%
- Surgery - Cardiovascular ..... -1%
- Pulmonary Disease & Critical Care Medicine ..... -1%