

Locumsmart: Powering better decisions.

You can't manage what you can't see. Locum tenens data that's tied up in multiple spreadsheets or siloed in different departments can limit your ability to make smart decisions. Whether you need to report on locum spending, forecast future locum tenens needs, or share locum usage information with your leaders, Locumsmart empowers better decision-making by providing complete visibility into your locum tenens program.

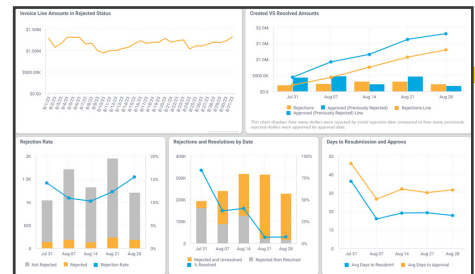
Broad perspective, laser focus.

As the only vendor management system (VMS) built specifically for locums, Locumsmart is the ideal partner for extracting business intelligence about your locum tenens staffing program. Locumsmart was built with deep industry experience, giving us insight into which data provides the most value. Locumsmart also has the broadest view of the entire locum tenens market with over 75 locum tenens vendors on our platform.

We understand the challenges that healthcare organizations face and know the questions that need answers. We can apply our high-level perspective to the unique challenges of your organization and give you the data you need to empower smart decisions.

Robust and flexible.

When you work with Locumsmart, you get an ever-evolving and expanding set of analytics reports that give insights into the changing staffing market. Locumsmart offers a suite of robust, prebuilt reports as well as the option to build your own.



DISCLAIMER:
This dashboard provides an estimate daily cost for each bid. The actual amount may vary depending on how each provider is utilized. We encourage you to use this as a reference for decision making.

Assignment	Status	Facility	Specialty	Start Date	Primary Type
A-40028-23062-2279	Open	Facility 384	Nurse Anesthetist (CRNA)	5/22/23	Registar

Bid Number	Bid Status	Provider	Board Certified	Active License	Clean History	Clean IP/SC	Previously Worked	Bid Rate	Standard Amount	OT Cost	Daily Cost
B-V0098-23025-13765	Awarded	Healthcare Provider 117267	✔	✔	✔	✔	✔	350.00	\$3,731	\$	\$3,731
B-V0185-23021-03854	Awarded	Healthcare Provider 16327	✔	✔	✔	✔	✔	331.75	\$3,451	\$	\$3,451
B-V0420-23068-18874	Declined	Healthcare Provider 153642	✔	✔	✔	✔	✔	333.80	\$2,676	\$963	\$3,639
B-V0344-23028-18860	Active	Healthcare Provider 274466	✔	✔	✔	✔	✔	271.55	\$2,172	\$783	\$2,956
B-V0227-23026-12461	Declined	Healthcare Provider 63807	✔	✔	✔	✔	✔	340.87	\$2,727	\$983	\$3,710
B-V0185-23025-18323	Declined	Healthcare Provider 64779	✔	✔	✔	✔	✔	245.05	\$1,980	\$707	\$2,687
B-V0234-23068-25473	Active	Healthcare Provider 97469	✔	✔	✔	✔	✔	329.57	\$2,637	\$950	\$3,587

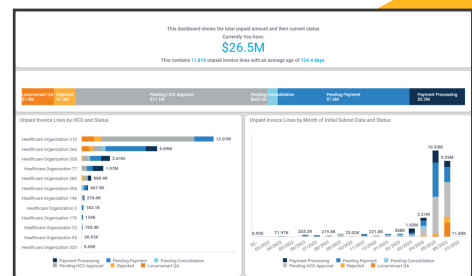
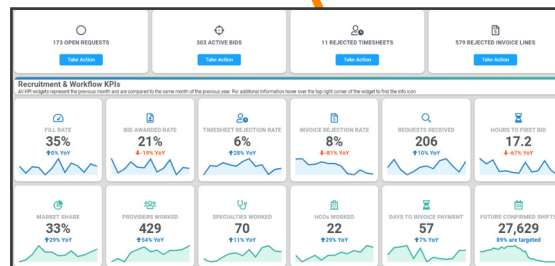
Custom dashboards.

Locumsmart can build custom dashboards to meet your organization's distinct needs. By partnering with your recruitment team or finance department, we can build dashboards that will reveal the most impactful data for your organization.

Real-time, real-world data.

With customized data and analytics, Locumsmart gives you the tools to manage your locums budget, usage, and recruitment. Choose from dozens of instant reports or customized dashboards to analyze:

- ▶ **Locums spend**
- ▶ **Budget forecasting**
- ▶ **Fill rates**
- ▶ **Scheduling deficits**
- ▶ **Callback and overtime usage**
- ▶ **Vendor performance**
- ▶ **Market rate trends**
- ▶ **Highest-demand specialties**
- ▶ **Internal-process efficiency**



Your locums partner.

Locumsmart is the only VMS solution with a consistent and successful track record of deliverability in the locums space. No other platform offers the support, quality, and deliverability that Locumsmart provides, making us your go-to partner for running a streamlined, successful locums program.

To learn more or request a demo, email sales@locumsmart.net.